

3<sup>rd</sup> Quarter  
September 5, 2024



# Opening Business

- Call to Order
- Introduction/Meeting Instructions
- Roll Call





**PURPOSE:** *The St. Joseph River Basin Commission exists to provide a forum for the discussion, study and evaluation of water resource issues of common concern and foster cooperative planning and coordinated management of the basin's water and related land resources.*

The St. Joseph River Basin Commission was created by the Indiana General Assembly in 1988 to address water quality issues in the St. Joseph River and all the lakes and streams that flow to it. The enabling statute of the Commission (IC 14-30-3) was amended in 2018 to expand the scope and powers of the Commission to address flooding as well. The Commission seeks to work with agencies, organizations and local units of government to:

- Develop plans and tools to improve water quality or mitigate flooding in the basin;
- Coordinate monitoring of water quality and hydrology in the basin;
- Promote best practices for urban stormwater and rural drainage management;
- Develop strategies to increase water infiltration and storage capacity in the basin;
- Distribute reports on the Commission's objectives, studies, and findings;
- Make recommendations in matters related to the Commission's objectives to political subdivisions in the basin and to other public and private agencies;
- Act as a coordinating agency for programs and activities of other public and private agencies that are related to the Commission's objectives;
- Serve as an advocate of the basin's interests before Congress and federal, state and local government agencies.

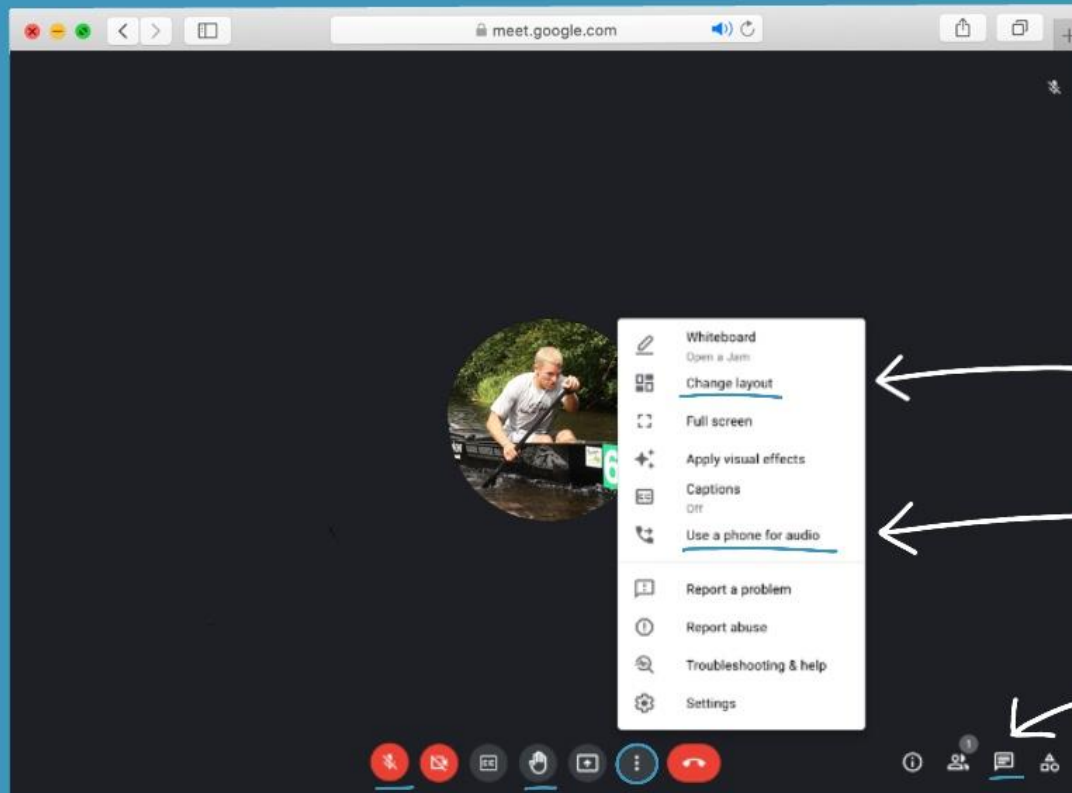
# The SJRBC shall consist of the following (or their proxy):

- The **Mayor** of each Class-II City or the Executive of the municipality with the largest population if the County does not have a Class-II city
- A **County Commissioner** from each County
- The **Health Officer** from each County
- The **County Surveyor** from each County
- A **Representative of the SWCD** from each County
- The Director of the Indiana DNR

*(paraphrased from IC 14-30-3-8)*

# Meeting Instructions

- State your name & county when making motions
- No need to state your name when voting



CHANGE  
LAYOUT

CALL IN

CHAT

MUTE

RAISE HAND


# Opening Business

- Call to Order
- Introduction/Meeting Instructions
- **Roll Call**
  - Your Name
  - Your Title/Affiliation
  - Who you represent (if you are a proxy)



# Consent Agenda

- Approval of Minutes
- Financial Report
- Approval of Claims





# Consent Agenda

- Approval of Minutes
  - [May 30, 2024](#)



# Financial Report – FYE 24 Activities

	FY23 Actual	FY24 Actual	FY24 Budget	Budget to YE Variance	Notes
<b>REVENUE</b>					
State of Indiana	103,924.00	104,974.00	102,875	2,099	A
Local Government	62,822.50	66,335.50	65,160	1,176	B
Special Projects	147.25	35,455.40	0	35,455	C
Interest	15,389.28	23,460.16	15,000	8,460	
Other Income	0.00	0.00		0	
<b>Total Revenue</b>	<b>182,283.03</b>	<b>230,225.06</b>	<b>183,035</b>	<b>47,190</b>	
<b>EXPENSES</b>					
<b>Basic Operations</b>					
SJRBC Director	46,983.84	45,526.56	47,000	(1,473)	
Accounting Services	1,510.84	1,641.87	3,450	(1,808)	D
Office Rent	6,999.96	6,999.96	7,000	(0)	
Legal	2,284.00	2,960.00	3,000	(40)	
Bank Service Fees	0.00	10.15	200	(190)	
Insurance	518.64	518.64	520	(1)	
Travel/Mileage	607.91	497.56	1,200	(702)	
Audit	0.00	0.00	3,000	(3,000)	E
Information Technology	2,499.96	999.96	1,000	(0)	
Printing	95.27	94.97	200	(105)	
Postage	11.32	5.66	50	(44)	
Telephone	240.00	240.00	240	0	
Misc Expenses	0.00	0.00	250	(250)	
<b>Operating Expenses</b>	<b>61,751.74</b>	<b>59,495.33</b>	<b>67,110</b>	<b>(7,615)</b>	
<b>Special Projects</b>					
Water Monitoring	55,483.55	41,218.27	50,000	(8,782)	
Additional MACOG Staff	28,379.64	42,856.75	47,000	(4,143)	F
Member/Partner Support	3,498.89	1,657.42	2,925	(1,268)	
Planning/Resource Development	9,650.00	0.00	8,000	(8,000)	G
Education/Outreach Provision	6,369.70	4,875.27	8,000	(3,125)	
<b>Project Expenses</b>	<b>103,381.78</b>	<b>90,607.71</b>	<b>115,925</b>	<b>(25,317)</b>	
<b>Total Expenses</b>	<b>165,133.52</b>	<b>150,103.04</b>	<b>183,035</b>	<b>(32,932)</b>	
<b>CHANGE IN NET ASSETS</b>	<b>\$17,149.51</b>	<b>\$80,122.02</b>	<b>\$0</b>	<b>80,122</b>	

# Financial Report – FYE 24 Assets

## ASSETS

<b>Cash</b>	
Lake City Account (1944)	\$454,730.90
<b>Total Cash</b>	\$454,730.90
<b>Accounts Receivable</b>	
State of Indiana	\$0.00
<b>Total Accounts Receivable</b>	\$0.00
<b>Total Assets</b>	<b>\$454,730.90</b>

## LIABILITIES & FUND BALANCE

<b>Liabilities</b>	
Accounts Payable	\$22,098.99
<b>Total Liabilities</b>	\$22,098.99
<b>Fund Balance</b>	
Fund Balance FYE 2023	\$352,509.89
Change in Net Assets YTD	\$80,122.02
<b>Total Fund Balance</b>	\$432,631.91
<b>Total Liabilities and Fund Balance</b>	<b>\$454,730.90</b>

# Financial Report – FY 24 Q3 Cash Flows

## CASH RECEIPTS

State of Indiana	\$104,974.00
Special Project Revenue	\$35,455.40
Local Government Appropriation	\$66,335.50
<u>Elkhart County</u>	\$10,088.00
City of Elkhart	\$4,586.00
City of Goshen	\$2,936.00
<u>LaGrange County</u>	\$13,888.00
Town of Lagrange	\$1,025.00
<u>Noble County</u>	\$9,507.00
City of Kendallville	\$2,626.00
<u>Steuben County</u>	\$6,907.50
City of Angola	\$2,567.00
<u>St Joseph County</u>	\$3,082.00
City of South Bend	\$3,500.00
City of Mishawaka	\$1,329.00
<u>Kosciusko County</u>	\$3,794.00
Town of Syracuse	\$500.00
Interest Earned	\$23,460.16
<b>Total Cash Receipts</b>	<b>\$230,225.06</b>

# Consent Agenda

- Approval of Minutes
- Financial Report
- Approval of Claims


## Accounts Payable Voucher Register

<b>Date</b>	<b>Vendor</b>	<b>Description</b>	<b>Amount</b>
4/30/2024	MACOG	Invoice #FY24-10 April 2024 Services	\$6,602.92
5/23/2024	Shae Medlen	Invoice #2024-01 Mileage Reimbursement	\$189.13
5/31/2024	MACOG	Invoice #FY24-11 May 2024 Services	\$7,250.93
6/5/2024	Matt Meersman	Invoice #2024-01 Mileage Reimbursement	\$554.76
6/5/2024	MACOG	Invoice #3967 AmeriCorps Service Site Fee	\$6,930.00
6/7/2024	THORNE GRODNIK	Statement #211331 - May Mtg Attendance	\$450.00
6/10/2024	Kate Barrett	Invoice #2024-01 Mileage Reimbursement	\$577.67
6/11/2024	Juozas Gaigalas	Invoice #INV-2 - Webmap Development	\$2,455.00
6/30/2024	MACOG	Invoice #FY24-12 June 2024 Services	\$8,245.14
7/9/2024	THORNE GRODNIK	Statement #212206 - Agreement Support	\$80.00
7/29/2024	Juozas Gaigalas	Invoice #INV-3 - Webmap Development	\$1,600.00
8/20/2024	Kate Barrett	Invoice #2024-02 Expense Reimbursement	\$915.37
		<b>Total</b>	<b>\$35,850.92</b>

# Consent Agenda


- Approval of Minutes
- Financial Report
- Approval of Claims

**Questions?**




# Old Business

- Water Monitoring Program



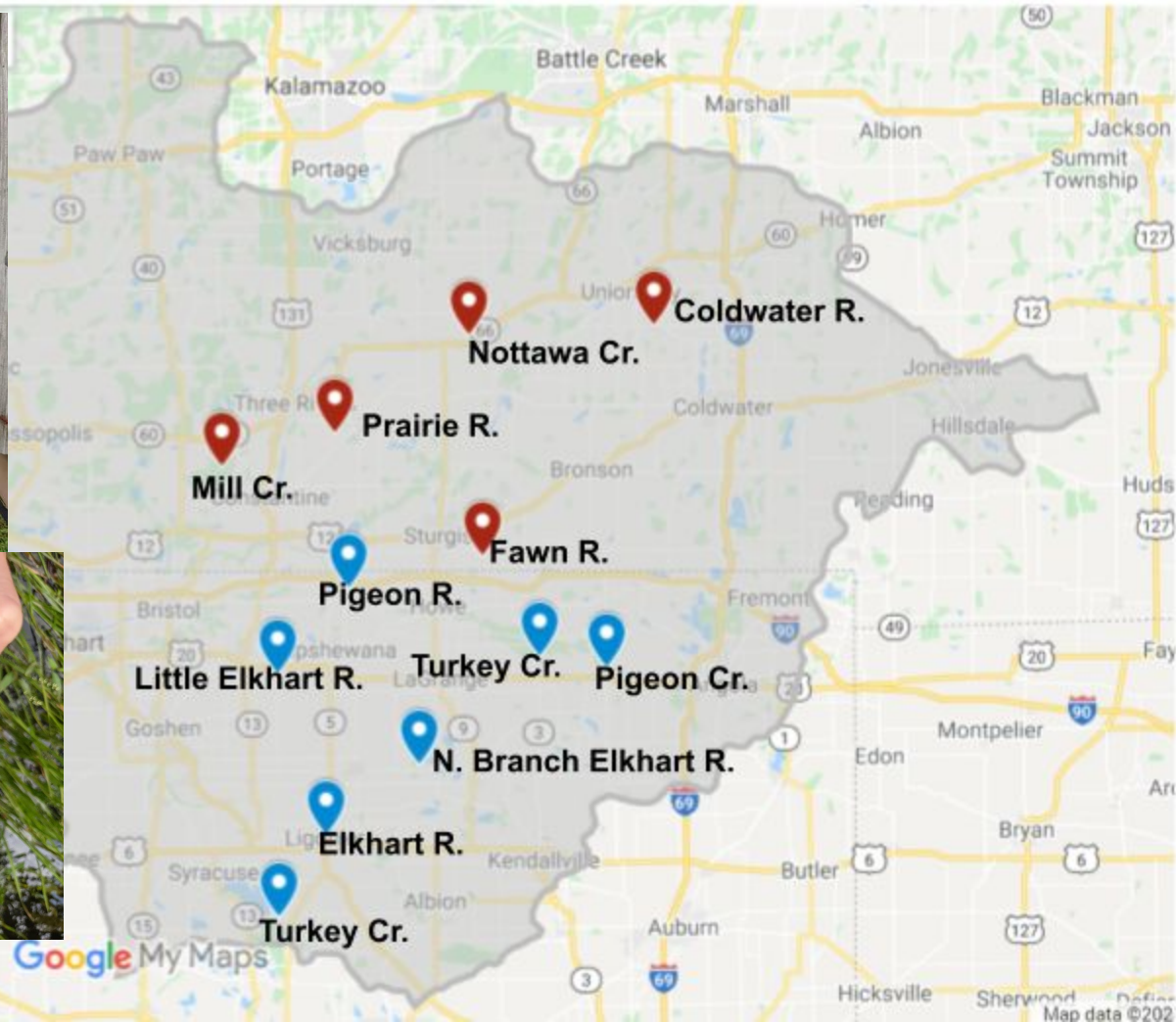
# SJRBC Water Monitoring Program Updates

A photograph of a stream flowing through a lush green field. In the foreground, a black, corrugated culvert is partially submerged in the water. The stream is surrounded by dense vegetation, including tall grasses and flowering plants. In the background, there are rolling green hills, utility poles, and a cloudy sky.

**Kate Barrett, PhD**  
**September 5, 2024**



# SJRBC Biological monitoring program sites



2023 data are in!



<b>Site Name</b>	<b>ICI Score 2021</b>	<b>ICI Score 2022</b>	<b>ICI Score 2023</b>
<b>Mill Creek (reference site) @ Preston Road</b>	40 (Good)	48 (Exceptional)	52 (Exceptional)
<b>Prairie River @ Hostel Canoe Park</b>	26 (Fair)	44 (Very Good)	46 (Exceptional)
Nottawa Creek @ Olney Road	50 (Exceptional)	52 (Exceptional)	40 (Good)
Coldwater River @ Riverbend County Park	42 (Very Good)	50 (Exceptional)	50 (Exceptional)
Fawn River @ Kime Bridge	38 (Good)	48 (Exceptional)	42 (Very Good)
Pigeon Creek @ CR 327 near Angola	46 (Exceptional)	44 (Very Good)	44 (Very Good)
Pigeon River @ Scott Mill	30 (Fair)	50 (Exceptional)	38 (Good)
North Branch Elkhart River @ Delt Church Park	38 (Good)	34 (Marg. Good)	40 (Good)
<b>Elkhart River @ Ligonier</b>	28 (Fair)	36 (Good)	44 (Very Good)
Turkey Creek @ Wawasee Area	44 (Very Good)	54 (Exceptional)	40 (Good)
Little Elkhart River @ CR 18 in Middlebury	42 (Very Good)	48 (Exceptional)	32 (Marginally Good)
Turkey Creek of the Pigeon River	ND	50 (Exceptional)	50 (Exceptional)

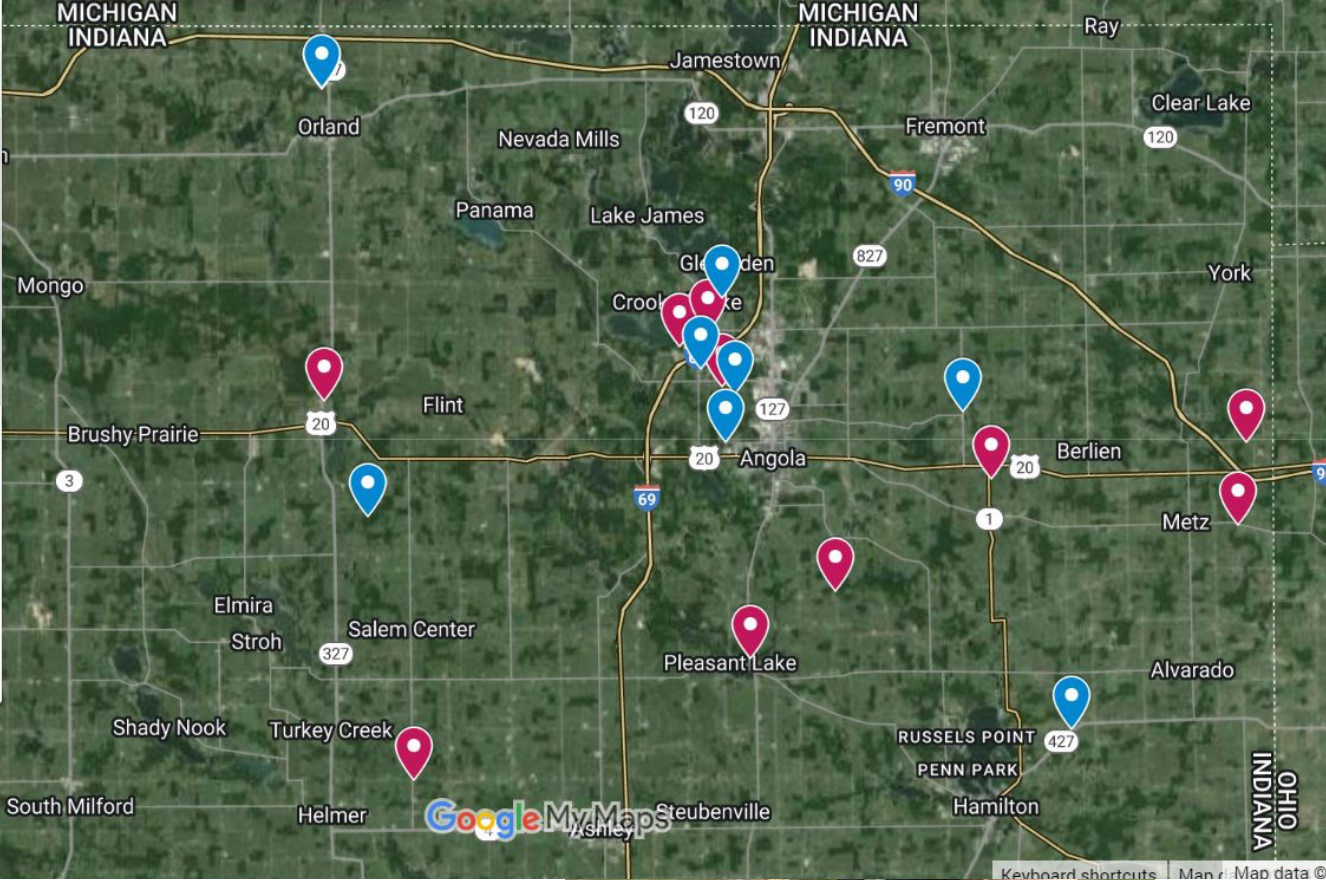
# Partner support of monitoring efforts: Steuben County

## Strategic water quality monitoring

Last edit was on May 1

Add layer Share Preview

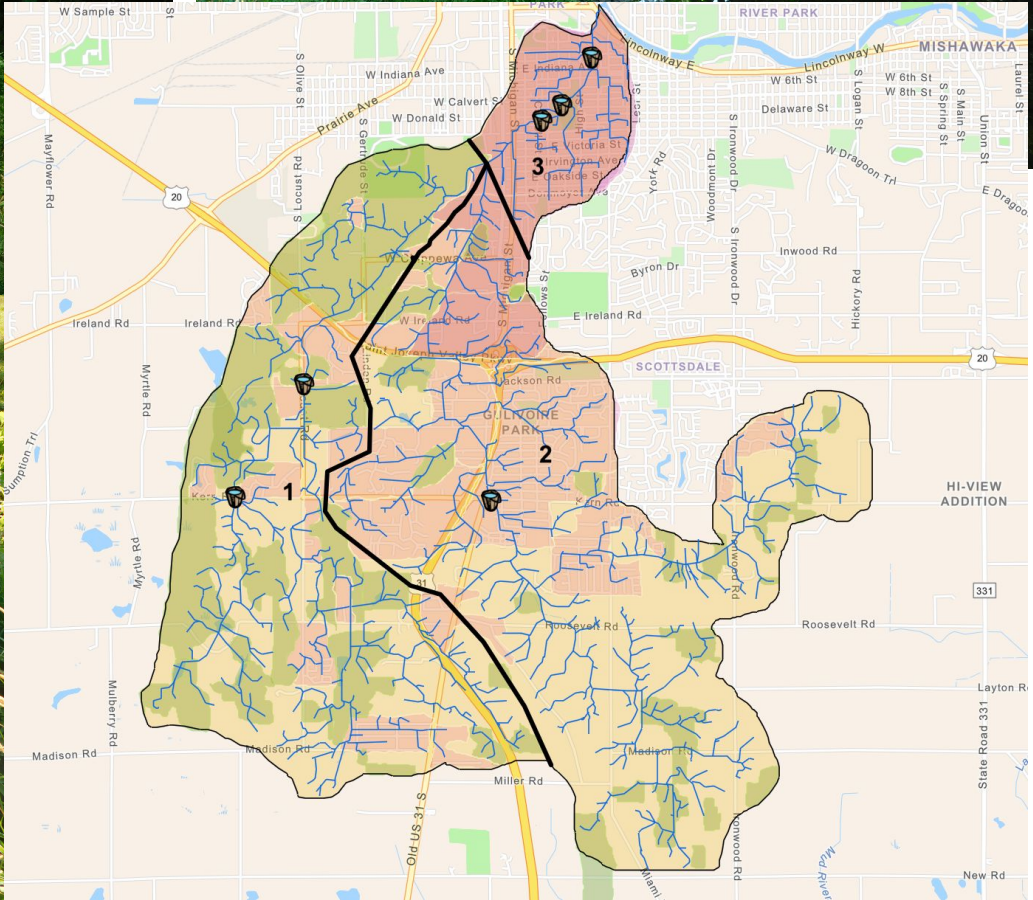
- 2023 strategic sites
  - Individual styles
  - SITE1 - Fish Creek @ Metz Rd
  - SITE2 - Fish Creek @ E 40 S
  - SITE3 - Jack Ditch
  - SITE4 - Center Lake Discharge
  - SITE5 - Palfreyman Ditch
  - SITE6 - Carpenter Ditch
  - SITE7 - Pigeon Creek @ Bill D...
  - SITE8 - Pigeon Creek @ Old ...
  - SITE9 - Turkey Creek @ S 80...
  - SITE10 - Pigeon Creek @ 327
  - Fawn River W Lime Lake Rd







# New project: Bowman Creek Watershed Study



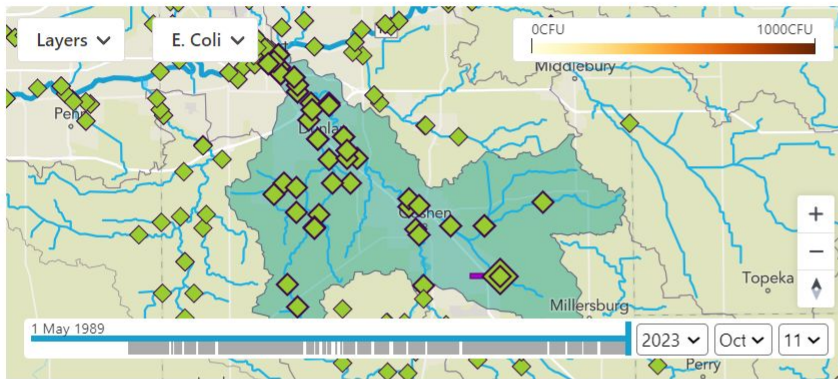
# Putting it all together: interactive web map website

## <https://website.riverdata.app/basin/>

← → ↻ 📍 website.riverdata.app/basin 🔍 ☆ SJRBC New Chrome avail

 Home About Basin ▾ Variables ▾ Visualize Help

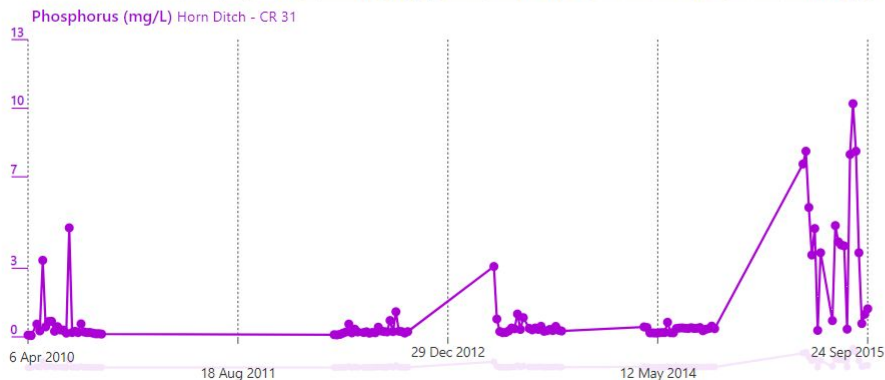
▲ [Change region](#) ▼



Region: Elkheart River huc10:0405000119

57 sites 14 variables 2580 records from 1 Jun 1998 to 14 Sep 2023

Variable	#obs	Min	Max	Mean	Med	Sd	From	To
Temperature (C)	2097	3.0	34.1	17.2	17.8	4.0	3 May 2009	14 Sep 2023
Dissolved Oxygen (mg/L)	2092	0.1	22.8	6.2	6.3	2.1	3 May 2009	14 Sep 2023
Specific Conductance (uS/cm)	2016	2	2123	667	654	154	6 Apr 2010	14 Sep 2023
pH	2050	5.58	12.27	7.86	7.90	0.45	3 May 2009	14 Sep 2023
Nitrates (mg/L)	2159	0.0	22.2	3.9	2.7	3.7	3 May 2009	14 Sep 2023
Phosphorus (mg/L)	2259	0.00	18.80	0.99	0.41	1.53	3 May 2009	14 Sep 2023
Chlorides (mg/L)	2224	0.0	1147.1	82.1	38.2	112.0	3 May 2009	14 Sep 2023
Total Suspended Solids (mg/L)	1503	0.0	2092.0	27.5	7.5	92.2	6 Apr 2010	14 Sep 2023
E. Coli (CFU)	2140	0	241960	3900	548	15571	3 May 2009	14 Sep 2023
Fish IBI	139	28	56	44	47	7	1 Jun 1998	1 Jun 2022



Site: Horn Ditch - CR 31 elkheart-21

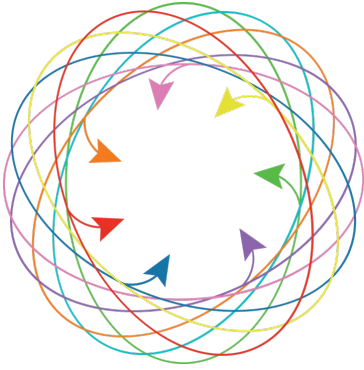
Variable	Last	#obs	Min	Max	Mean	Median	Sd	From	To
Temperature (C)	16.9	107	5.5	23.8	15.0	15.6	3.8	6 Apr 2010	6 Aug 2015
Dissolved Oxygen (mg/L)	6.6	107	4.3	11.0	7.3	7.0	1.5	6 Apr 2010	6 Aug 2015
Specific Conductance (uS/cm)	738	107	165	764	658	681	101	6 Apr 2010	6 Aug 2015
pH	7.56	107	7.04	8.72	7.83	7.73	0.43	6 Apr 2010	6 Aug 2015
Nitrates (mg/L)	3.9	113	0.0	22.2	4.6	4.7	3.5	6 Apr 2010	24 Sep 2015
Phosphorus (mg/L)	1.23	119	0.06	10.20	1.06	0.33	1.95	6 Apr 2010	24 Sep 2015
Chlorides (mg/L)	72.1	116	2.8	72.1	22.5	20.0	15.2	6 Apr 2010	6 Aug 2015
Total Suspended Solids (mg/L)	5.1	86	0.0	302.0	13.1	5.3	36.6	6 Apr 2010	24 Sep 2015
E. Coli (CFU)	680	114	0	114000	5026	860	15438	6 Apr 2010	17 Sep 2015



# Upcoming Hoosier RiverWatch Trainings!

- Saturday, September 21 at St. Patrick's County Park, South Bend
- Friday, September 27 at the Elkhart Environmental Center
- Friday, October 11 at Earlham College in Richmond, IN

**<https://www.hoosieriverwatch.com/#cal>**



open science

# Need assistance with data?

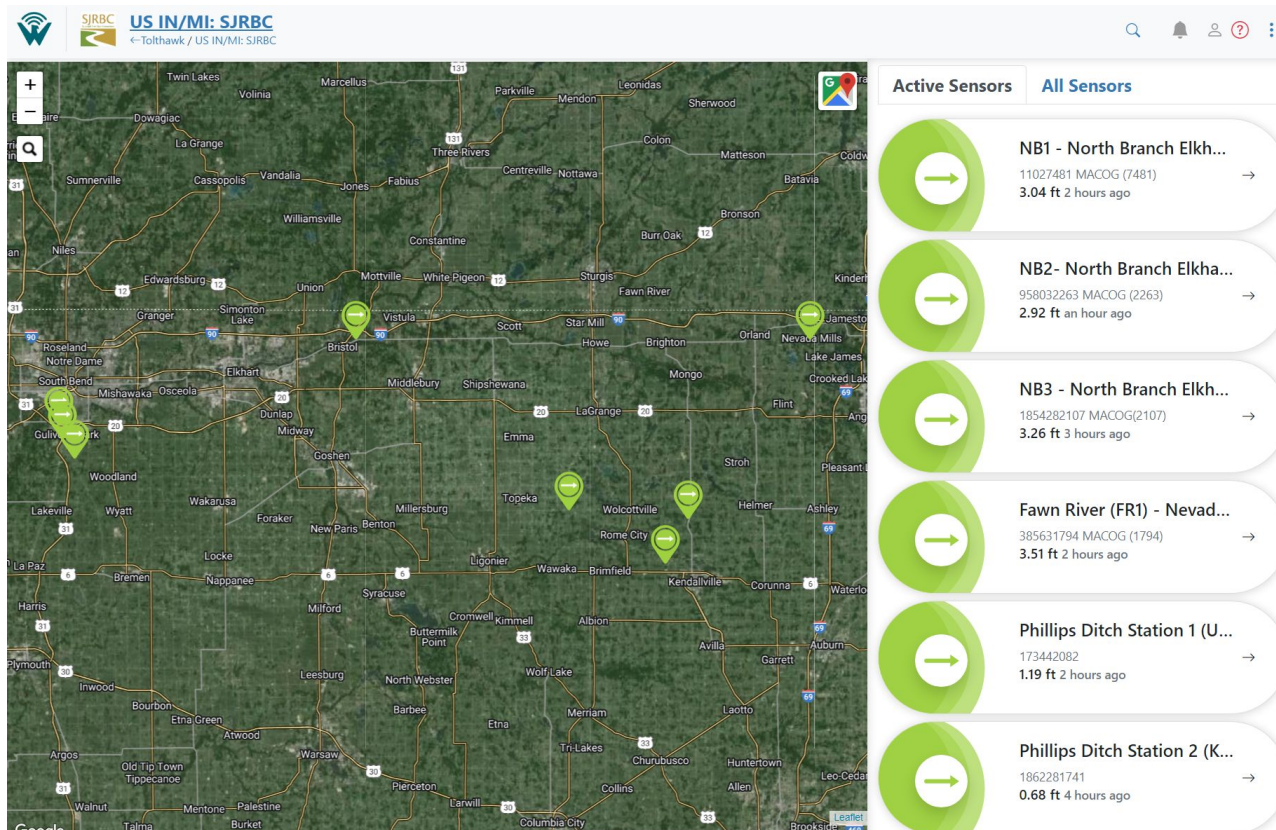
I'm happy to help!  
**[kbarrett@macog.com](mailto:kbarrett@macog.com)**

# Old Business

- Water Monitoring Program
- Kate's program updates
- Flow monitoring

Tritium Inc.  
The Higher Standard

MONSANTO



<https://sensors.tolthawk.com/Dashboard/Index?regionId=49>

# Old Business

- Water Monitoring Program
- Watershed Study

## **Request for Proposals: St. Joseph River Watershed Hydrologic Impact and Green Infrastructure Study**

### **I. Project Description**

The St. Joseph River Basin Commission ("SJRBC") is soliciting proposals from qualified consultants ("Offerors") to conduct a study focused on understanding how biogeophysical factors (e.g. vegetation, soil conditions, drainage improvements, land management practices) impact hydrologic conditions downstream. The study's objective is to develop a methodology for quantifying and predicting the hydrologic impact of changes in biogeophysical factors at the individual parcel and subwatershed scales.

# New Business

- 2025 Meeting Schedule
  - Schrock Pavilion reserved from 10am - 12pm on:
    - February 27<sup>th</sup>, 2025
    - May 29<sup>th</sup>, 2025
    - September 4<sup>th</sup>, 2025
    - December 4<sup>th</sup>, 2025



# New Business

- 2025 Meeting Schedule
- **Watershed Leadership Academy**
  - Financial assistance typically provided for one or more individuals from our basin.
  - Participants have the opportunity to:
    - Engage with other watershed managers
    - Interact with topic experts
    - Gain strategies, skills and resources
    - Earn a Professional Certificate in Watershed Mgmt.



**Indiana Watershed Leadership Academy**

Cultivating Leaders \* Creating Solutions \* Connecting People & Water

# New Business

- FY25 Work Plan & Budget Adoption
- Other Business/Updates
  - **Announcements from Commission Members**



# Director's Report

- Administrative
- Education/Outreach
- Planning/Resource Development
- Water Monitoring
- Member/Partner Support
- Advocacy





# Items From the Floor

Other  
Misc.  
Etc...

Next Meeting  
December 5<sup>th</sup>, 2024

